

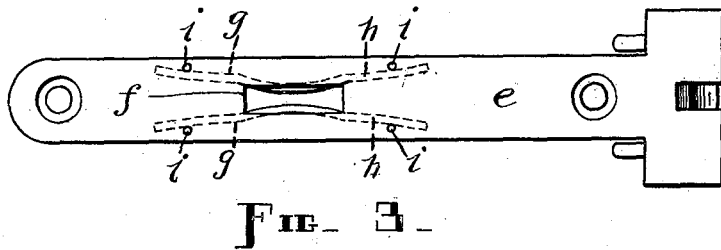
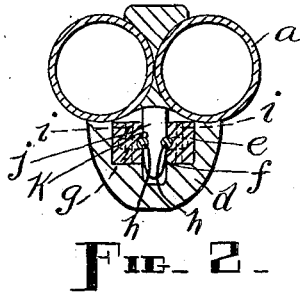
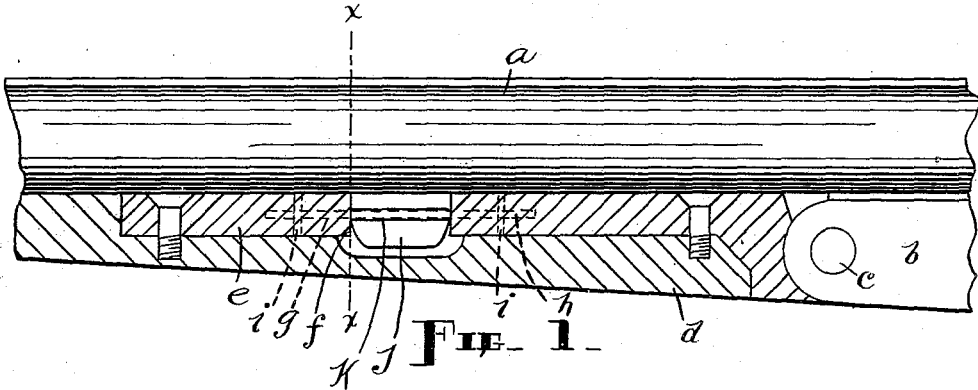
No. 887,568.

PATENTED MAY 12, 1908.

A. J. AUBREY.

FORE STOCK FASTENER FOR FIREARMS.

APPLICATION FILED JAN. 14, 1907.



Witnesses

L. C. Kellogg.
G. M. Sullivan.

Inventor
Albert J. Aubrey
by Alfred Fairbanks
his Attorney

UNITED STATES PATENT OFFICE.

ALBERT J. AUBREY, OF MERIDEN, CONNECTICUT.

FORE-STOCK FASTENER FOR FIREARMS.

No. 887,568.

Specification of Letters Patent.

Patented May 12, 1908.

Application filed January 14, 1907. Serial No. 352,146.

To all whom it may concern:

Be it known that I, ALBERT J. AUBREY, a citizen of the United States of America, residing at Meriden, in the county of New Haven and State of Connecticut, have invented a new and useful Fore-Stock Fastener for Firearms, of which the following is a specification.

My invention relates to improvements in fore-stock fasteners for firearms and consists essentially of a foreiron permanently attached to the fore-stock and having therein a slot, a grooved loop on the under side of the gun barrel, and adapted to fit and when the fore-stock is in place fitting into said slot, and resilient means in said slot to engage said loop all as hereinafter set forth.

The object of my invention is to provide a fastening device for detachable fore-stocks for firearms, which is simple and inexpensive and capable of effectively holding the fore-stock in place. I attain this object by the means illustrated in the accompanying drawings, in which—

Figure 1 is a side view of a portion of a gun showing the fore-stock in section, Fig. 2 a cross section of said gun on lines $x-x$, Fig. 1, and Fig. 3 a top view of the foreiron.

Similar letters refer to similar parts throughout the several views.

a represents the barrel of a gun, b the frame pivoted thereto at c , and d the fore-stock. To the upper side of the fore-stock d is permanently attached a foreiron e having a longitudinally extending slot f therein. In the sides of the foreiron e are longitudinally running grooves $g-g$, the depths of which vary, they being shallow at the ends and made gradually deeper until they open into the slot f . In each groove g is a spring h which is curved to correspond with the inner configuration of the said groove and therefore bows or inflects into the slot f . Each spring h is held in position by pins $i-i$. On the under side of the barrel a is a loop j adapted to fit and when the fore-stock is in position fitting into the slot f . In the sides of the loop j are grooves $k-k$ corresponding with the grooves $g-g$ in the foreiron e , which receive the bows or inflections of the springs $h-h$.

Having thus described the various parts of

my invention I will describe their operation. To attach the fore-stock to a gun the end of the said fore-stock is placed against the forward end of the frame b , the loop j is forced, against the resiliency of the springs $h-h$, into the slot f , until the fore-stock is against the barrel of the gun, the springs $h-h$ then snap into the grooves $k-k$ in the loop j , and the whole is held firmly in place. Although the springs are strong enough to hold the fore-stock securely in place against the barrel of the gun, they are not so strong as to prevent said fore-stock from being removed from said barrel when sufficient force is exerted to that end.

What I claim as my invention and desire to secure by Letters Patent is—

1. The combination of a gun barrel provided with a grooved loop, a fore-stock, a slotted foreiron attached to said fore-stock and adapted to receive said loop, and bow springs in said foreiron to engage both sides of the loop when the latter is inserted into the slot in said foreiron, such springs bearing at their ends against the foreiron and at their intermediate portion against the loop.

2. The combination of a gun barrel, a fore-stock, a loop depending from said barrel and having a groove in each side, a foreiron fastened to the said fore-stock, having a longitudinally extending slot adapted to contain said loop, and having a groove in each side, and bow springs in the grooves in the sides of the slot adapted and arranged to engage with their middle portions the sides of the grooves in the loop.

3. The combination of a gun barrel, a fore-stock, a loop depending from said barrel and having a groove in each side, a foreiron fastened to the said fore-stock having a longitudinally extending slot adapted to contain said loop and having a groove in each side, bow springs in the grooves in the sides of the slot adapted to engage with their middle portions the grooves in the loop, and pins adjacent to both ends of such springs to hold said springs in place.

ALBERT J. AUBREY.

Witnesses:

ALFRED C. FAIRBANKS,
ALFRED B. AUBREY.