

No. 835,091.

PATENTED NOV. 6, 1906.

A. J. AUBREY.
SIGHT FOR FIREARMS.
APPLICATION FILED MAY 5, 1906.

Fig. 1

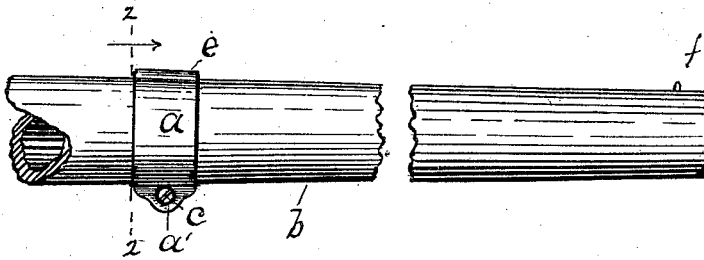


Fig. 2

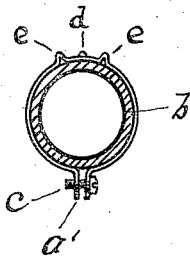
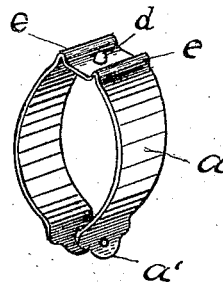


Fig. 3



Witnesses
Frank C. Palmer. by
Madeline W. Ritchie.

Albert J. Aubrey
Inventor,
Frank H. Allen
Attorney.

UNITED STATES PATENT OFFICE.

ALBERT J. AUBREY, OF MERIDEN, CONNECTICUT, ASSIGNOR TO SEARS,
ROEBUCK & COMPANY, OF CHICAGO, ILLINOIS, A CORPORATION OF
ILLINOIS.

SIGHT FOR FIREARMS.

No. 835,091.

Specification of Letters Patent.

Patented Nov. 6, 1906.

Application filed May 5, 1906. Serial No. 315,366.

To all whom it may concern:

Be it known that I, ALBERT J. AUBREY, a citizen of the United States, residing at Meriden, in the county of New Haven and State of Connecticut, have invented a certain new and useful Improvement in Sights for Firearms, of which the following is a specification, reference being had to the accompanying drawings.

This invention relates to sights for firearms, and my immediate purpose is to provide a cheap and effective sight that may be removably and adjustably attached to certain forms of firearms as now commonly constructed.

My said invention is illustrated in the accompanying drawings, Figure 1 being a side view of a portion of a gun-barrel having mounted thereon a sight embodying my present improvement. Fig. 2 is a transverse sectional view of said barrel on line 2 2 looking in the direction indicated by the arrow. Fig. 3 is a perspective view of my said sight detached from the barrel.

In the drawings, *b* indicates a portion of a gun-barrel, and *a* denotes my said sight as a whole. Said sight is formed of sheet metal, preferably of sheet-steel, and is approximately circular in its general contour. The free ends of the strip of metal from which the sight is formed are extended laterally, as at *a'*, and perforated, as shown, to receive a screw *c*, by means of which the ring-shaped band may be securely clamped upon the barrel *b* after the sight has been properly located and adjusted.

The chief feature of novelty and advantage is in the sight proper and certain supplemental ribs, which I will describe.

In the device shown in the drawings I have provided a "pin-sight" *d*, which is riveted or otherwise secured to the described metallic band, and said band is crimped at each side of the sight *d*, as seen at *e e*, thus providing ribs that are in longitudinal alinement with the barrel *b*, said ribs being the same or approximately the same height as the pin-

sight *d*. These ribs *e* serve as supplemental range-finders, and I find in practice that they aid materially in locating the pin-sight, especially when sighting the arm quickly, and in order that the pin-sight may be the more readily distinguished I preferably blue or brown the metal band and make the pin *d* of brass, ivory, or some other color or material that will form a distinguishing contrast between the pin and said ribs.

My described device is ordinarily used as a rear sight in combination with a front sight at the muzzle end of the barrel. The front sight may be a pin-sight, as seen at *f* in the drawings, or may be of any other approved form.

Having thus described my invention, I claim—

1. An adjustable sight for firearms consisting in combination of a flexible band, a sight secured to said band, and a supplemental range-finder formed by crimping said band as herein specified.

2. An adjustable sight for firearms consisting, in combination, of a flexible band, a pin-sight secured to said band, and a supplemental range-finder consisting of ribs located at opposite sides of said sight; said ribs being formed by crimping the said band.

3. An adjustable sight for firearms consisting, in combination, of a flexible band, a sight secured to said band, and a supplemental range-finder consisting of ribs at opposite sides of said sight, said ribs being in longitudinal alinement with the barrel of the arm and formed by crimping the said band.

4. An adjustable sight for firearms consisting, in combination, of a flexible band, means for clamping said band upon the barrel of an arm, a pin-sight secured to said band, and a supplemental range-finder consisting of ribs formed in said band at opposite sides of the said pin-sight.

ALBERT J. AUBREY.

Witnesses:

FRANK H. ALLEN,
MADELINE D. RITCHIE.